KATHLEEN McMUSING

4, 8” and 12” King’s Crown Block

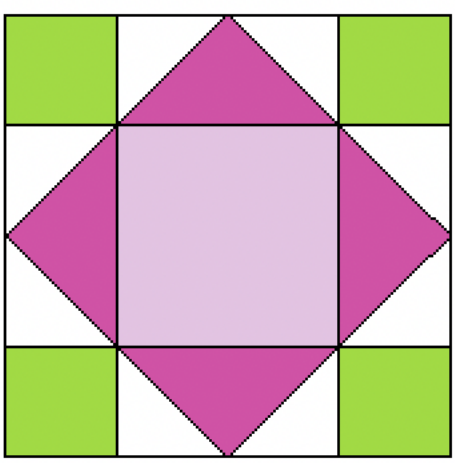

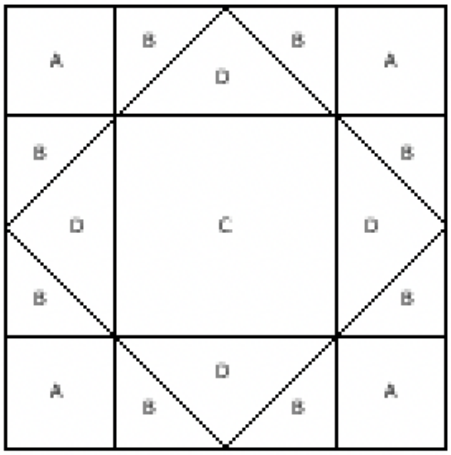

King’s Crown Cutting Instructions				
	A	**B**	**C**	**D**
4” block	4 @ 1-1/2” square	4 @ 1-7/8” square, cut on diagonal for 2 triangles	1 @ 2-1/2” square	1 @ 3-1/4” square, cut on both diagonals for 4 triangles
8” block	4 @ 2-1/2” square	4 @ 2-7/8” square, cut on diagonal for 2 triangles	1 @ 4-1/2” square	5-1/4” square, cut on both diagonals for 4 triangles
12: block	4 @ 3-1/2” square	4 @ 3-7/8” square, cut on diagonal for 2 triangles	1 @ 6-1/2” square	7-1/4” square cut on both diagonals for 4 triangles

B 

D 

1. Make 4 flying geese units with B & D pieces. Trim as follows:
   a. 4” block => 1-½” x 2-½”
   b. 8” block => 2-½” x 4-½”
   c. 12” block =>3-½” x 6-½”

2. Assemble rows according to diagram.

KathleenMcMusing©2025